

Donaldson.  
Torit®

**DOWNFLO® WORKSTATION  
DUST COLLECTORS**



**ULTRA-WEB®**  
High Efficiency **Nanofiber Filters** Built to Last

## OUTPERFORMS ALL OTHER COLLECTORS

Downflo® WorkStations (DWS) fit anywhere on the plant floor and apply NO restrictions to worker movements or visibility. The full line of WorkStations is designed specifically for those in-plant areas where dirty and/or noisy operations are out in the open—grinding, sanding, chipping, batch mixing or welding.

The Downflo WorkStation's advantages are found in the collector's exclusive design and proprietary components. Featuring a ledgeless design in combination with proprietary Ultra-Web® filter media and ExtraLife™ cleaning technology, the DWS delivers exceptional performance in metalworking, woodworking, and process applications where high filtration efficiency and ledgeless construction is often a requirement.

### The Downflo WorkStation Features:

- **Flexible, modular, self-contained workstations**
- **Proprietary Ultra-Web cartridge filters provide cleaner air longer**
- **Easy filter access requires no tools**
- **No hoods or ductwork required**
- **Energy savings – recirculate clean air and reduce the need for costly make-up air**
- **Ledgeless construction minimizes dust build up inside the collector**
- **Reversible louver inlets**
- **10-year warranty**

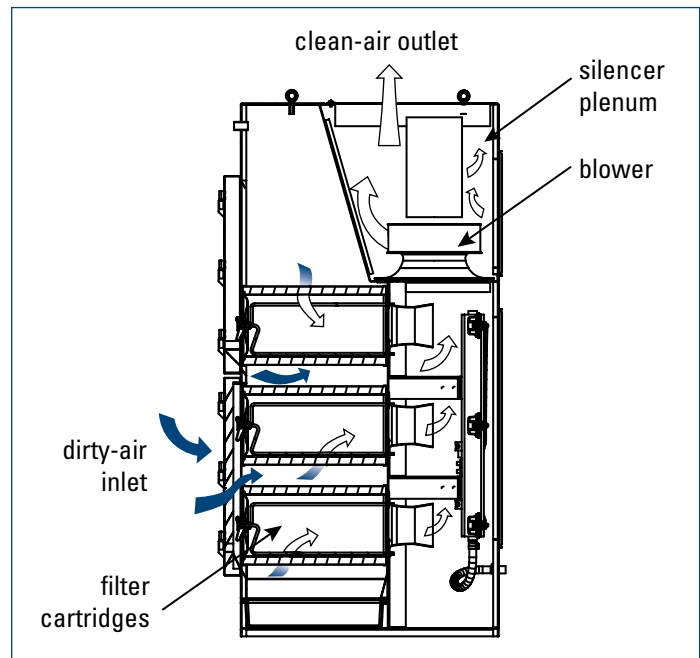


DWS 6-1

SIZES & OPERATIONS

**DWS Models  
4-1 to 6-4**

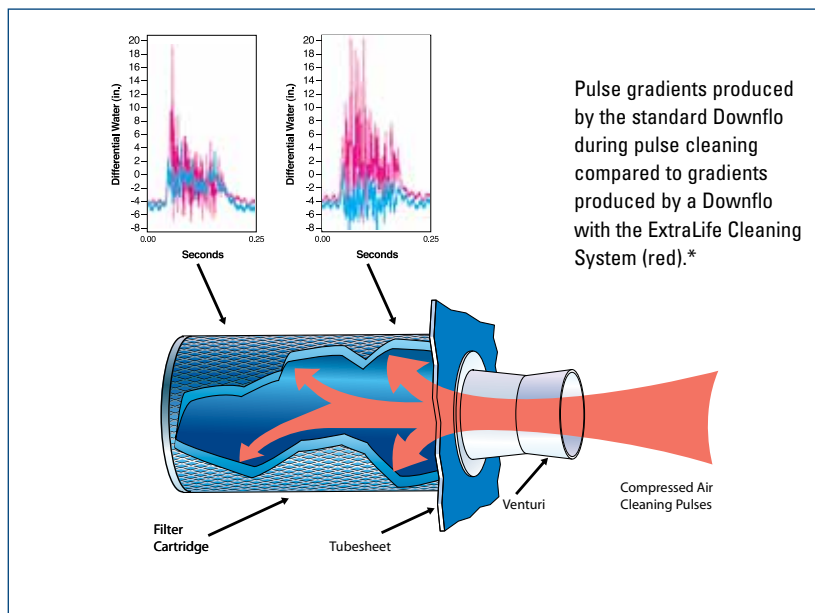
- 8 standard model sizes
- Customized sizes available
- Many options and accessories



NORMAL OPERATION

PULSE CLEANING TECHNOLOGY

ExtraLife™ Filter Cleaning System uses proprietary, computer-modeled pulse cleaning technology to easily “pulse off” dust from the surface of the filter, improving filtration efficiency and prolonging filter life.




DOWNFLO PULSE PRESSURE GRADIENTS

\* The red lines in the illustration show the increased pressure at the front of the Downflo filter generated by the ExtraLife system. The blue line shows the pulse signature of a standard cartridge collector.

ENGINEERED FOR RELIABLE PERFORMANCE

DOWNFLO WORKSTATION BOOTH PACKS

Sophisticated FLUENT®\* airflow modeling software revealed that DWS booth packs are designed for adequate and consistent capture velocities at the booth opening and throughout the booth; a reflection of Donaldson Torit’s commitment to technical research and development.








FLUENT® AIRFLOW BOOTH MODELING

- No system imbalance
- No air turbulence
- No hot spots
- No uncomfortable draft inside the booth that can upset working conditions

MANY DESIGN OPTIONS

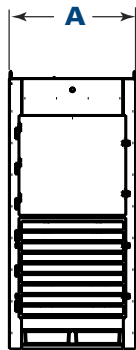
DWS Booths are designed to remove fine airborne contaminants from the workers’ breathing zone and provide a cleaner working environment in metalworking, woodworking, and process applications.

					
Models**	Canopy with Side Shields	Soft-Wall Weld Curtains	Soft-Wall Acoustical Curtains	Hard-Wall Galvanized Panels	Hard-Wall Acoustical Panels
Purpose	Most basic booth/hooding arrangement	Lightweight structure for use under most light conditions	Lightweight structure for moderate sound control	Heavy-duty structure/ smooth walls for easy washdown	Heavy-duty structure for higher sound control
DWS 4-1	45 x 36 x 90	—	—	—	—
DWS 4-2	90 x 36 x 90	90 x 90 x 90	90 x 90 x 90	90 x 90 x 90	90 x 90 x 90
DWS 4-3	—	135 x 90 x 90	135 x 90 x 90	135 x 90 x 90	135 x 90 x 90
DWS 4-4	—	180 x 90 x 90	180 x 90 x 90	180 x 90 x 90	180 x 90 x 90
DWS 4-5+	—	Custom	Custom	Custom	Custom
DWS 6-1	45 x 36 x 90	67.5 x 90 x 90	67.5 x 90 x 90	—	—
DWS 6-2	90 x 36 x 90	135 x 90 x 90	135 x 90 x 90	90 x 90 x 90	90 x 90 x 90
DWS 6-3	—	180 x 90 x 90	180 x 90 x 90	135 x 90 x 90	135 x 90 x 90
DWS 6-4	—	Custom	Custom	180 x 90 x 90	180 x 90 x 90
DWS 6-4+	—	Custom	Custom	Custom	Custom

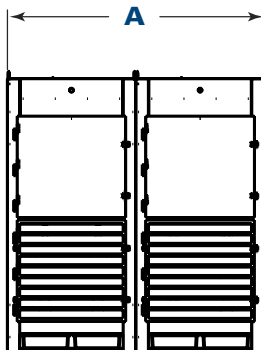
\* FLUENT is a registered trademark of Fluent, Inc.

\*\* Dimensions are width x depth x height in inches.

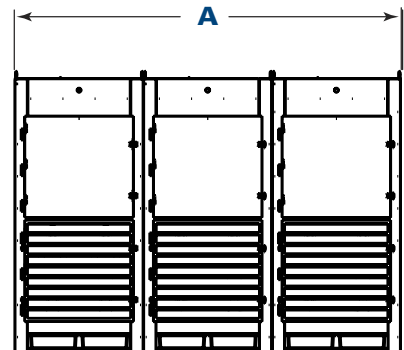
DIMENSIONS & SPECIFICATIONS



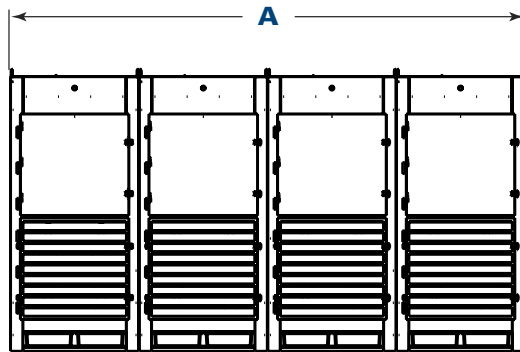
Front View  
DWS 4-1, DWS 6-1 - Models



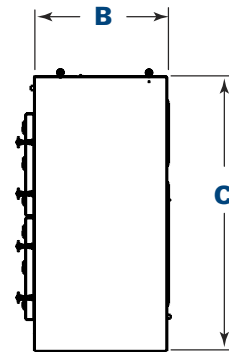
Front View  
DWS 4-2, DWS 6-2 - Models



Front View  
DWS 4-3, DWS 6-3 - Models



Front View  
DWS 4-4, DWS 6-4 - Models



Side View  
All Models


Base Model*	Modular Assemblies	Nominal Airflow (cfm)**	No. of Filters	Ultra-Web Filter Area (ft²)	No. of Modules	No. of Valves	No. of Dust Drawers	Shipping Weight (lbs)	Dimensions (inches)		
									A	B	C
DWS 4-1		4,500	4	760	1	4	2	1,300	45.0	47.8	96.0
	DWS 4-2	9,000	8	1,520	2	8	4	2,600	90.0	47.8	96.0
	DWS 4-3	13,500	12	2,280	3	12	6	3,900	135.0	47.8	96.0
	DWS 4-4	18,000	16	3,040	4	16	8	5,200	180.0	47.8	96.0
DWS 6-1		5,500	6	1,140	1	6	2	1,350	45.0	47.8	96.0
	DWS 6-2	11,000	12	2,280	2	12	4	2,700	90.0	47.8	96.0
	DWS 6-3	16,500	18	3,420	3	18	6	4,050	135.0	47.8	96.0
	DWS 6-4	22,000	24	4,560	4	24	8	5,400	180.0	47.8	96.0

\* The first number indicates number of filters in the power module, and the second number indicates number of power modules.  
 \*\* Based on clean filters.

## CARTRIDGE FILTER TECHNOLOGY

### HIGH PERFORMANCE FILTERS

The Downflo Oval filter design is another indication of Donaldson Torit's commitment to technical research and development. The distinguishing factor in our filters is Ultra-Web® filtration technology. Ultra-Web nanofiber media uses a layer of fibers 0.2 to 0.3 microns in diameter to capture contaminants on the surface of the media less than one micron in size. The resulting dust cake is easily cleaned off during the automated collector cleaning cycles providing cleaner air longer, with a minimum MERV\* 13 efficiency rating based on ASHRAE 52.2 - 2007 test standards.



**Nanofiber Media**  
(600x)

Nanofiber surface loading technology is available in all Ultra-Web and Fibra-Web filter cartridges.



**Commodity Filter Media**  
(600x)

Conventional media has spaces of up to 60 µm between fibers, allowing dust to become deeply embedded.

### DFO FILTER MEDIA PLEATS

Shorter and stiffer filter pleats help minimize dust entrapment and simplify filter cleaning. A shorter pleat wall is less likely to collapse or bend, which provides a stronger pleat structure with improved cleaning and dust release capabilities during pulse cleaning.



DOWNFLO OVAL FILTER



STANDARD FILTER

### CARTRIDGE FILTERS FOR MANY APPLICATIONS

The Downflo WorkStation in conjunction with Donaldson Torit's unique oval-shaped filter cartridges are an unbeatable system. Choose from our superior line of filters to complete the most powerful filtration solution available for your application.

**STANDARD FEATURES & AVAILABLE OPTIONS**

Collector Design	Std	Opt	Paint System	Std	Opt
Ledgeless Construction 14 Gauge	X		Primed inside and out, exterior surfaces finished blue	X	
Tubesheet, Base Plate 10 Gauge	X		Custom Color		X
High Performance Acoustical Airfoil Fans	X		<b>Electrical Controls, Gauges &amp; Enclosures</b>		
Aluminum Fan Wheels	X		Solid State Timer in NEMA 4 Enclosure	X	
TEFC Motors – 5, 7.5 HP, 60 Hz	X		Delta P or Delta P Plus Control Panels		X
TEFC Motors – 4, 5.5 kW, 50 Hz		X	IEC Control Panel		X
Fan Compartment Fully Lined w/Silencer Foam	X		Magnehelic®** Gauge		X
ExtraLife™ Filter Cleaning System	X		Photohelic®** Gauge		X
Compressed Air Required – 50 PSIG	X		<b>Booth Options</b>		
Fully Lined and Silenced Clean Air Plenum	X		Canopy w/Side Shields - Painted steel construction side panels swing out 90°.		X
Reversible Open Louver Inlet		X	Soft-Wall Weld Curtains - Galvanized steel frames with clear PVC roof panels and blue translucent PVC side panels approved for welding.		X
Quick and Easy Filter Access	X		Soft-Wall Acoustical Curtains - Galvanized steel frames with clear PVC roof and gray acoustical side panels.		X
Acoustical Panel		X	Hard-Wall Galvanized Panels		X
Two Plastic Dust Drawers per Power Mod	X		Hard-Wall Acoustical Panels		X
Galvanized Steel Dust Drawers		X	<b>Booth Lighting Packs</b>		
Integral Silencer	X		• Industrial Light Fixtures		X
Chamber Silencer		X	• Dust Tight Lens Fixtures		X
Caster Packs		X	• Flush Light Fixtures		X
Downdraft Bench Pack		X	<b>Sound Level***</b>		
Bag-Out Bag (Filter & Dust Drawer)		X	5 HP & 4 kW Power Packs – 63 dB(A)		
Sprinkler Pipe Coupling	X		7.5 HP & 5.5 kW Power Packs – 68 dB(A)		
Sprinkler Pack Assembly		X	LAEq Pulse Average – 84-86 dB(A)		
<b>Cartridge Filters</b>			<b>Warranty</b>		
Ultra-Web® (MERV® 13)	X		10-Year Warranty		
Thermo-Tek® (MERV 12); Ultra-Tek® (MERV 12); Fibra-Web® (MERV 14); Ultra-Web SB (MERV 15); Torit-TEX™ (MERV 16)		X		X	
HEPA/ASHRAE Afterfilters		X			

\* The Minimum Efficiency Reporting Value (MERV) of this filter cartridge has been determined through independent laboratory testing using ASHRAE 52.2 (2007) test standards. The MERV rating was determined at a face velocity of 118 feet per minute and loading up to four inches water gauge. Actual efficiency of any filter cartridge will vary according to the specific application parameters. Dust concentration, airflow, particle characteristics, and pulse cleaning methods all affect filtration efficiency.

\*\* Magnehelic and Photohelic are registered trademarks of Dwyer Instruments, Inc.

\*\*\* Sound measurements were taken in a hemianechoic chamber and under free-field conditions and do not reflect the influences of actual operating environments. Standard sound pressure levels were taken at an operator position of 1.5m high and 1m from each of the four sides of the cabinet.



## GLOBAL SUPPORT



- Facilities in 37 countries
- 40 manufacturing plants and 14 distribution centers
- Sales offices worldwide

## LEADING TECHNOLOGY



- Over 1,000 engineers and scientists worldwide
- Broad range of innovative collectors and filters
- 100s of filter media formulations

## EXPERIENCE & SERVICE



- Technical expertise and support
- Ready-to-ship filters and parts within 24 hours
- 1,000,000+ dust, fume, and mist collectors installed



**Call Donaldson Torit  
to get Cleaner Air today  
800-365-1331  
donaldson.com**